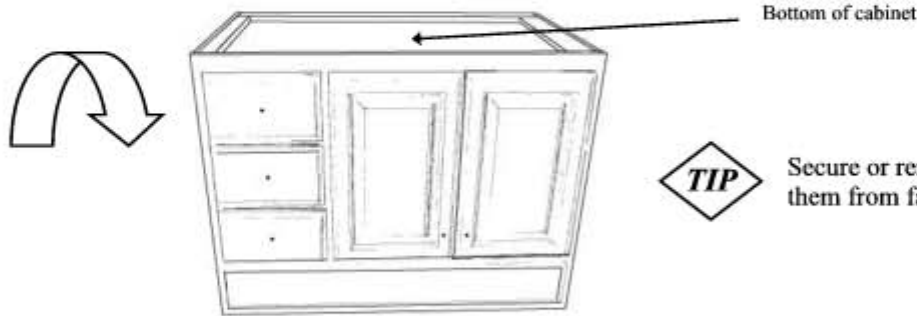


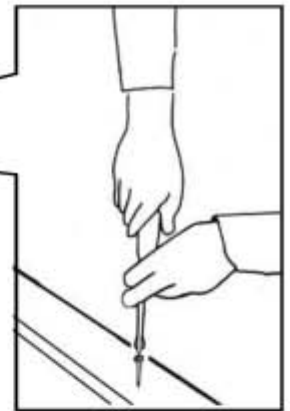
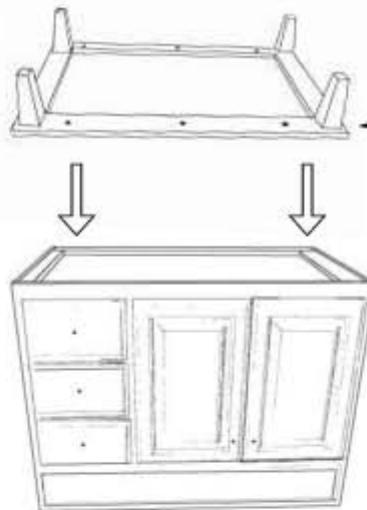
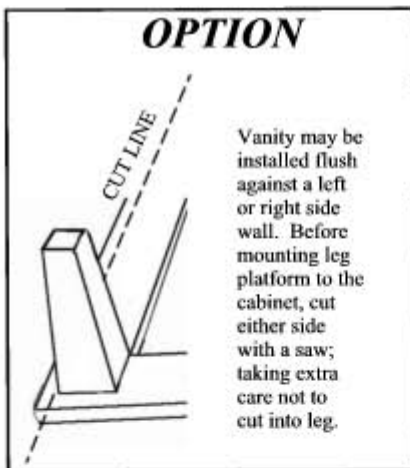
INSTALLING THE LEG PLATFORM TO THE BOTTOM OF THE VANITY CABINET

1 Place the vanity cabinet upside down on the floor. This is a 2 person job.

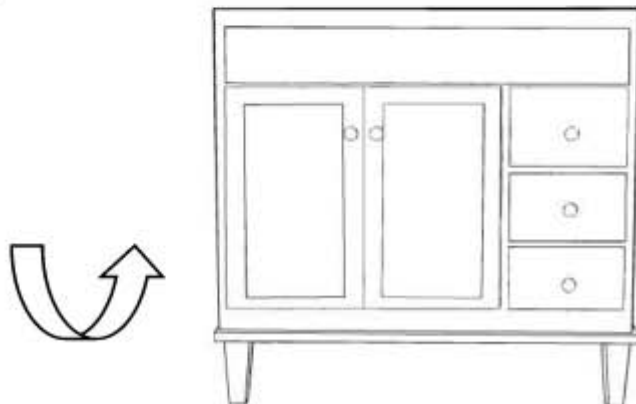


Secure or remove the drawers and doors to prevent them from falling or swinging out.

2 Secure leg platform (pre-drilled) to bottom of cabinet flush with the back and even on both sides with screws provided



3 Pick up the vanity and set it on it's legs. The cabinet is ready to be installed.



CAUTION

The legs can easily be broken if cabinet is mis-handled or dropped during installation. Extra care must be taken when flipping the cabinet right side up. We recommend two people for this job.