



Specifications

Premiere Vanities

33³/₄" TALL

Bathroom layouts vary. These specs are for planning purposes; if you need additional info not listed here contact customer service via our website.

For 2 door cabinets without drawers (21 x 21, 24 x 21, 27 x 21, and 30 x 21) see *BATHROOM SOLUTIONS* specifications sheet (SPEC-4)

Measurement	24x18/24x21 Drawers Right	24x18/24x21 Drawers Left	30x18/30x21 Drawers Right	30x18/30x21 Drawers Left	36x18/36x21 Drawers Right	36x18/36x21 Drawers Left	36x18/36x21 Drawers Right & Left	42 x 21 Drawers Right & Left	48x18/48x21 Drawers Right & Left	54 x 21 Drawers Right & Left	60 x 21 Drawers Right & Left	60 x 21 Drawers Center	66 x 21 Drawers Right & Left	66 x 21 Drawers Center	72 x 21 Drawers Right & Left	72 x 21 Drawers Center
A	24	24	30	30	36	36	36	42	48	54	60	60	66	66	72	72
B	21 ¹ / ₈															
C	33 ³ / ₄															
D	18 ¹ / ₂															
E	5															
F	2 ⁵ / ₈															
G	28 ³ / ₄															
H	5 ³ / ₄															
I	25	25	25	25	25	25	25	25	25	25	25	25	25	25	23	23
J	12 ¹ / ₄	12 ¹ / ₄	18 ¹ / ₄	18 ¹ / ₄	24 ¹ / ₄	24 ¹ / ₄	13 ³ / ₄	19 ¹ / ₄	25 ¹ / ₄	25 ¹ / ₄	25 ¹ / ₄	24 ¹ / ₈	25 ¹ / ₄	24 ¹ / ₈	31 ¹ / ₄	26
K	10 ¹ / ₂	10 ¹ / ₂	10 ¹ / ₂	10 ¹ / ₂	10 ¹ / ₂	10 ¹ / ₂	10 ¹ / ₂	10 ¹ / ₂	10 ¹ / ₂	13 ¹ / ₂	16 ¹ / ₂	10 ¹ / ₄	19 ¹ / ₂	16 ¹ / ₄	19 ¹ / ₂	19

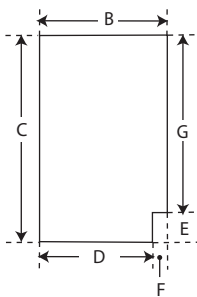
For 18" Deep Vanities Refer to the following dimensions:

B = 18¹/₈ D = 15¹/₂

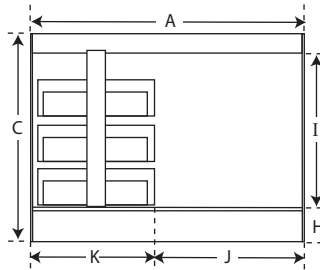
KEY (in inches):

- A = Overall Vanity Width (left to right)
- B = Overall Vanity Depth (front to back)
- C = Overall Vanity Height (top to bottom)
- D = Footprint Depth (back of vanity to toe kick)
- E = Toe-Kick Height

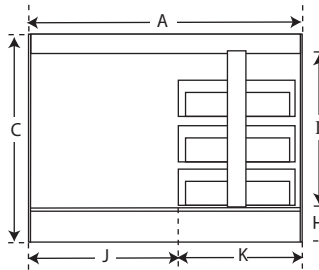
- F = Toe-Kick Inset (depth)
- G = Face Frame Height (cabinet height minus the toe kick)
- H = Floor to Bottom Deck Shelf
- I = Height Opening Clearance (between deck & wall brace)
- J = Width Opening Clearance (between drawers &/or sides)
- K = Drawer System Width (boxes, slides, and supports)



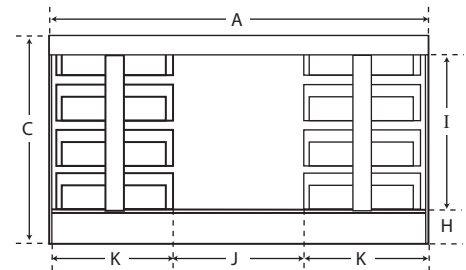
Side View



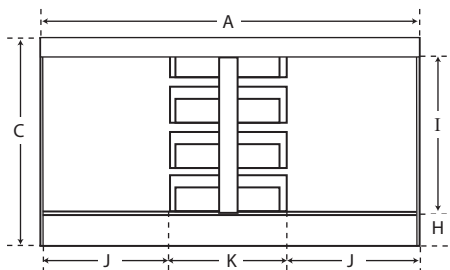
Drawers Right
(back view of cabinet)



Drawers Left
(back view of cabinet)



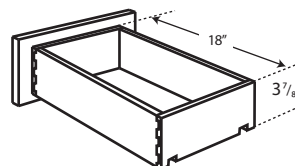
Drawers Left and Right



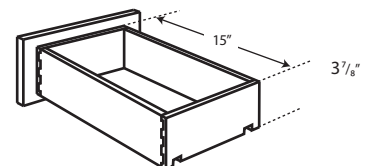
Drawers Center

Premiere Series Drawers

Drawer fronts are 3/4" thick, boxes are 1/2" thick solid beechwood with English dove-tail joinery. Widths vary and will depend on cabinet size. See measurement K for an estimated width. Slides are undermounted, full-extension with soft-close features.



21" Deep Vanities



18" Deep Vanities